

D4 Project

Open and collaborative network monitoring

Team CIRCL

<https://www.d4-project.org/>

2019/07/03

TEAM CIRCL

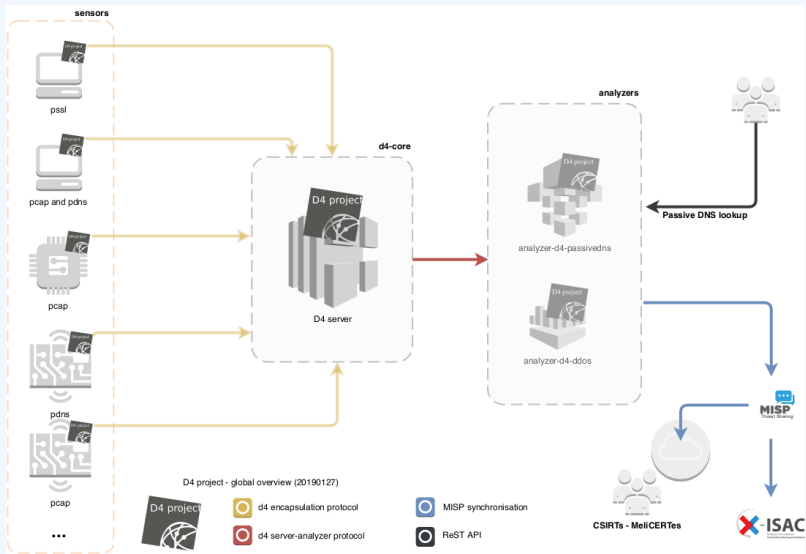


- CSIRTs (or private organisations) build their **own honeypot, honeynet or blackhole monitoring network**
- Designing, managing and operating such infrastructure is a tedious and resource intensive task
- **Automatic sharing** between monitoring networks from different organisations is missing
- Sensors and processing are often seen as blackbox or difficult to audit

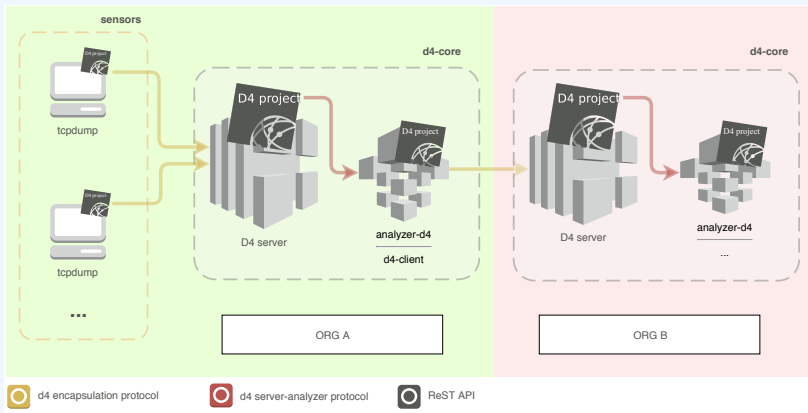
- Based on our experience with MISP¹ where sharing played an important role, we transpose the model in D4 project
- Keeping the protocol and code base **simple and minimal**
- Allowing every organisation to **control and audit their own sensor network**
- Extending D4 or **encapsulating legacy monitoring protocols** must be as simple as possible
- Ensuring that the sensor server has **no control on the sensor** (unidirectional streaming)
- Don't force users to use dedicated sensors and allow **flexibility of sensor support** (software, hardware, virtual)

¹<https://github.com/MISP/MISP>

D4 OVERVIEW



D4 OVERVIEW - CONNECTING SENSOR NETWORKS



- D4 Project (co-funded under INEA CEF EU program) started - **1st November 2018**
- D4 encapsulation protocol version 1 published - **1st December 2018**
- vo.1 release of the D4 core² including a server and simple D4 C client - **21st January 2019**
- First version of a golang D4 client³ running on ARM, MIPS, PPC and x86 - **14th February 2019**

²<https://www.github.com/D4-project/d4-core>

³<https://www.github.com/D4-project/d4-goclient/>

(SHORT) HISTORY

Release	Date
analyzer-d4-passivedns-vo.1	Apr. 5, 2019
analyzer-d4-passivessl-0.1	Apr. 25, 2019
analyzer-d4-pibs-vo.1	Apr. 8, 2019
BGP-Ranking-1.0	Apr. 25, 2019
d4-core-vo.1	Jan. 25, 2019
d4-core-vo.2	Feb. 14, 2019
d4-core-vo.3	Apr. 8, 2019
d4-goclient-vo.1	Feb. 14, 2019
d4-goclient-vo.2	Apr. 8, 2019
d4-server-packer-0.1	Apr. 25, 2019
IPASN-History-1.0	Apr. 25, 2019
sensor-d4-tls-fingerprinting-0.1	Apr. 25, 2019

see <https://github.com/D4-Project>

CIRCL will host a server instance for organisations willing to contribute to a public dataset without running their own D4 server:

- ✓ Blackhole DDoS
- ✓ Passive DNS
- ✓ Passive SSL
- Gene⁴ / WHIDS⁵ (sysmon)
- BGP mapping
- egress filtering mapping
- Radio-Spectrum monitoring: 802.11, BLE, GSM, etc.

⁴<https://github.com/oxrawsec/gene>

⁵<https://github.com/oxrawsec/whids>

D4 ENCAPSULATION PROTOCOL

stream of information
(text or binary)

```
010111010100
100010101101
010100101011
010100100100
011010100101

01011101010010
10001010110101
01010010101111
01010010010100
01101010010101

01011101010010
10001010110101
01010010101111
01010010010100
01101010010101
```



D4 encapsulation protocol version 1



version (8) - Version of the header
type (8) - Data encapsulated type
uuid (128) - Sensor UUID
timestamp (64) - Encapsulation time
hmac (256) - Header authentication
(HMAC-SHA256-128)
size (32) - Payload size



<https://www.d4-project.org>

Name	bit size	Description
version	uint 8	Version of the header
type	uint 8	Data encapsulated type
uuid	uint 128	Sensor UUID
timestamp	uint 64	Encapsulation time
hmac	uint 256	Authentication header (HMAC-SHA-256-128)
size	uint 32	Payload size

Type	Description
0	Reserved
1	pcap (libpcap 2.4)
2	meta header (JSON)
3	generic log line
4	dnscap output
5	pcapng (diagnostic)
6	generic NDJSON or JSON Lines
7	generic YAF (Yet Another Flowmeter)
8	passivedns CSV stream
254	type defined by meta header (type 2)

D4 header includes an easy way to **extend the protocol** (via type 2) without altering the format. Within a D4 session, the initial D4 packet(s) type 2 defines the custom headers and then the following packets with type 254 is the custom data encapsulated.

```
{
  "type": "ja3-jl",
  "encoding": "utf-8",
  "tags": [
    "tlp:white"
  ],
  "misp:org": "5b642239-4db4-4580-adf4-4ebd950d210f"
}
```

- D4 core server⁶ is a complete server to handle clients (sensors) including the decapsulation of the D4 protocol, control of sensor registrations, management of decoding protocols and dispatching to adequate decoders/analysers.
- D4 server is written in Python 3.6 and runs on standard GNU/Linux distribution.

⁶<https://github.com/D4-project/d4-core>

D4 server reconstructs the encapsulated stream from the D4 sensor and saves it in a Redis stream.

- Support TLS connection
- Unpack D4 header
- Verify client secret key (HMAC)
- check blacklist
- Filter by types (Only accept one connection by type-UUID - except: type 254)
- Discard incorrect data
- Save data in a Redis Stream (unique for each session)

The D4 server provides a **web interface** to manage D4 sensors, sessions and analyzer.

- Get Sensors status, errors and statistics
- Get all connected sensors
- Manage Sensors (stream size limit, secret key, ...)
- Manage Accepted types
- UUID/IP blacklist
- Create Analyzer Queues

D4 SERVER - MAIN INTERFACE


The screenshot displays the D4 Server Main Interface. At the top, there is a navigation bar with the D4 project logo and links for Home, Sensors Status, and Server Management. The main content is divided into two panels: 'UUID' and 'Types'. The 'UUID' panel shows a list of sensors with their IDs and UUIDs. The 'Types' panel shows the types for two of the sensors.


UUID	
4019794	c0bb49e788964718af4dfea4c0ab898c
47820	bbbcf7a43aed47aa84badc50262f5aba
27183	37d2f040fc074aaab2caf49059667525
8401	1b06b4ab8a754ef9ae3dd4d073b38f0e5
1022	de1df62d862b494a830f1f78ec27fca5



2019/05/20

Types	
4046981	1: pcap (libpcap 2.4)
57243	8: passivedns CSV stream

2019/05/20

 CIRCL
Computer Incident
Response Center
Luxembourg

 Co-financed by the Connecting Europe
Facility of the European Union

D4 SERVER - SERVER MANAGEMENT

The screenshot displays the 'Server Management' section of the D4 project interface. It is divided into two main columns for managing blacklists and a section for 'Header Accepted Types'.

Blacklist IP Management:

- Blacklist IP:** A form with an 'IP Address' input field and a 'Blacklist IP' button.
- Manage IP Blacklist:** A button labeled 'Show Blacklisted IP'.
- Unblacklist IP:** A form with an 'IP Address' input field and an 'Unblacklist IP' button.

Blacklist UUID Management:

- Blacklist UUID:** A form with a 'UUID' input field and a 'Blacklist UUID' button.
- Manage UUID Blacklist:** A button labeled 'Show Blacklisted UUID'.
- Unblacklist UUID:** A form with a 'UUID' input field and an 'Unblacklist UUID' button.

Header Accepted Types:

This section shows a list of accepted types with a search bar and pagination controls. The list includes:

Type	Description	Remove Type
1	pcap (libcap 2.4)	Remove Type
2	meta header (JSON)	Remove Type
4	dnscap output	Remove Type
8	passivedns CSV stream	Remove Type
254	type defined by meta header (type2)	Remove Type

Showing 1 to 5 of 5 entries

Navigation: Previous, 1, Next

Add New Types: A form with a dropdown menu showing '1' and an 'Add New Type' button.

Extended Types:

Type Name	Description	Remove Type
ja3-f		Remove Extended Type

Showing 1 to 1 of 1 entries

Navigation: Previous, 1, Next

D4 SERVER - SERVER MANAGEMENT

Analyzer Management

Show 10 ▾ entries Search

Type	uuid	last updated	Change max size limit	Analyzer Queue
1	f72ea760-370b-4f99-bb93-b6c6e645a32	2019-05-20 14:14:23	10000 <input type="text"/> Change Max Size	<input type="text" value="10001"/>
8	4672e072-bfaa-4395-9bb1-ccb3b470d715	2019-05-20 14:14:57	10000 <input type="text"/> Change Max Size	<input type="text" value="0"/>

Showing 1 to 2 of 2 entries Previous Next

Show 10 ▾ entries Search

Type Name	uuid	last updated	Change max size limit	Analyzer Queue
jdk-f	8d8b724c71b64d6c942bffc2b6d761ac <small>This analyzer pushes TLS sessions into a postgres database for passiveSSL.</small>	2019-05-14 08:50:31	100000 <input type="text"/> Change Max Size	<input type="text" value="18036"/>

Showing 1 to 1 of 1 entries Previous Next

Add New Analyzer Queue

1

Optional Description

D4 SERVER - SENSOR OVERVIEW

Active Connection			Search
First Seen	Last Seen	Status	
UID: 0418F038237445277961750A			
2019-05-01 13:05:05 (-155403940)	2019-05-20 13:55:23 (-155040561)	OK Connected	
UID: 10562626176A7F04337328564			
2019-04-09 12:27:42 (-155473442)	2019-05-20 14:19:08 (-155041340)	OK Connected	
UID: 37627491E776682624F9D3947E23			
2019-04-01 11:46:31 (-155411919)	2019-05-20 14:17:35 (-155041875)	OK Connected	
UID: 8067743624F7682624F9D3947E23			
2019-04-02 07:16:49 (-155439400)	2019-05-20 14:17:35 (-155041875)	OK Connected	
UID: 1356476129147754F82624F9D3947E23			
2019-04-09 13:06:12 (-155423952)	2019-05-20 14:17:35 (-155041875)	OK Connected	

D4 SERVER - SENSOR MANAGEMENT

D4 project



[Home](#)

[Sensors Status](#)

[Server Management](#)

UUID: de1df62d862b494a830f1f78ec27fca5

First Seen	Last Seen	Status
2019-03-31 11:03:05 - (1554030185)	2019-05-20 13:56:23 - (1558360583)	OK ✔ Connected Kick UUID

Change Stream Max Size

10000

[Change Max Size](#)

UUID Blacklist

[Blacklist UUID](#)

Blacklist IP Using This UUID

[Blacklist IP](#)

Change UUID Key

private key to change

[Change UUID Key](#)

Types Used:

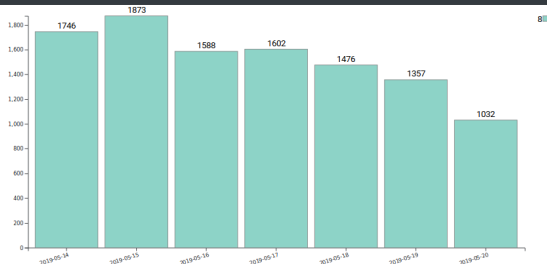
Show 10 entries

Search:

Type	first seen	last seen
8	2019-04-04 12:46:43	2019-05-20 13:56:23

Showing 1 to 1 of 1 entries

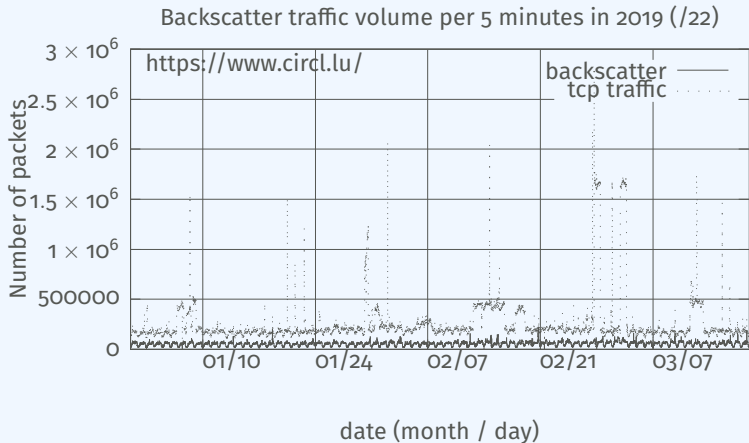
[Previous](#) [1](#) [Next](#)



A distributed Network telescope to observe DDoS attacks



DDoS Attacks produce an observable side-effect:



- External point of view on ongoing Denial of Service attacks:
 - ▶ **Confirm** if there is a DDoS attack
 - ▶ **Recover** time line of attacked targets
 - ▶ **Confirm** which services (DNS, webserver, ...)
 - ▶ **Observe** Infrastructure changes
- **Assess the state of an infrastructure under denial of service attack**
 - ▶ **Detect** failure/addition of intermediate network equipments, firewalls, proxy servers etc
 - ▶ **Detect** DDoS mitigation devices
- **Create** models of DoS/DDoS attacks

D4 - for data collection and processing:

- **provide** various points of observation in non contiguous address space,
- **aggregate** and **mix** backscatter traffic collected from D4 sensors,
- **perform** analysis on big amount of data.

D4 - from a end-user perspective:

- **provide** backscatter analysis results,
- **provide** daily updates,
- **provide** additional relevant (or pivotal) information (DNS, BGP, etc.),
- **provide** an API and search capabilities.

- ✓ analyzer-d4-pibs⁷, an analyzer for a D4 network sensor:
 - ▶ **processes** data produced by D4 sensors (pcaps),
 - ▶ **displays** potential backscatter traffic on standard output,
 - ▶ **focuses** on TCP SYN flood in this first release.

⁷<https://github.com/D4-project/analyzer-d4-pibs>

Passive DNS

- CIRCL (and other CSIRTs) have their own passive DNS⁸ collection mechanisms
- Current **collection models** are affected with DoH⁹ and centralised DNS services
- DNS answers collection is a tedious process
- **Sharing Passive DNS stream** between organisation is challenging due to privacy

⁸<https://www.circl.lu/services/passive-dns/>

⁹DNS over HTTPS

- Improve **Passive DNS collection diversity** by being closer to the source and limit impact of DoH (e.g. at the OS resolver level)
- Increasing diversity and **mixing models** before sharing/storing Passive DNS records
- Simplify process and tools to install for **Passive DNS collection by relying on D4 sensors** instead of custom mechanisms
- Provide a distributed infrastructure for mixing streams and filtering out the sharing to the validated partners

- ✓ analyzer-d4-passivedns¹⁰, an analyzer for a D4 network sensor:
 - ▶ **processes** data produced by D4 sensors (in passivedns CSV format¹¹),
 - ▶ **ingests** these into a **Passive DNS server** which can be queried later to search for the Passive DNS records,
 - ▶ **provides** a lookup server (using on redis-compatible backend) that is a Passive DNS REST server compliant to the Common Output Format¹².

¹⁰<https://github.com/D4-project/analyzer-d4-passivedns>

¹¹<https://github.com/gamlinux/passivedns>

¹²<https://tools.ietf.org/html/draft-dulaunoy-dnsop-passive-dns-cof-04>

Passive SSL revamping

Keep a log of links between:

- x509 certificates,
- ports,
- IP address,
- client (ja3),
- server (ja3s),

“JA3 is a method for creating SSL/TLS client fingerprints that should be easy to produce on any platform and can be easily shared for threat intelligence.”¹³

Pivot on additional data points during Incident Response

¹³<https://github.com/salesforce/ja3>

Collect and **store** x509 certificates and TLS sessions:

- Public keys type and size,
- moduli and exponents,
- curves parameters.

Detect anti patterns in crypto:

- Shared Public Keys,
- Moduli that share one prime factor,
- Moduli that share both prime factor,
- Small factors,
- Nonces reuse / common prefix or suffix, etc.

- ✓ sensor-d4-tls-fingerprinting ¹⁴: **Extracts** and **fingerprints** certificates, and **computes** TLSH fuzzy hash.
- ✓ analyzer-d4-passivessl ¹⁵: **Stores** Certificates / PK details in a PostgreSQL DB.
- lookup-d4-passivessl ¹⁶: **Exposes** the DB through a public REST API.

¹⁴github.com/D4-project/sensor-d4-tls-fingerprinting

¹⁵github.com/D4-project/analyzer-d4-passivessl

¹⁶github.com/D4-project/lookup-d4-passivessl

- **Sensitive information sanitization** by specialized analyzers
- **Previewing datasets** collected in D4 sensor network and providing **open data stream** (if contributor agrees to share under specific conditions)
- **Leverage MISP sharing communities** to augment Threat Intelligence, and provide accurate metrology.

- **Manage** your own sensors and servers, **find** shameful bugs and **fill** in github issues
- Even better, **send** Pull Requests!
- **Share** data to public servers to improve the datasets (and detection, response, etc.)
- **Feed** your MISP instances with D4's findings - **Share** yours
- **Leech** data, **write** your own analyzers, **do** research

GET IN TOUCH IF YOU WANT TO JOIN THE PROJECT, HOST A SENSOR OR CONTRIBUTE

- Collaboration can include research partnership, sharing of collected streams or improving the software.
- Contact: info@circl.lu
- <https://github.com/D4-Project>
- https://twitter.com/d4_project
- <https://d4-project.org>
 - ▶ Passive DNS tutorial
 - ▶ Data sharing tutorial