

# TURNING DATA INTO ACTIONABLE INTELLIGENCE

ADVANCED FEATURES IN MISP SUPPORTING YOUR ANALYSTS AND TOOLS

CIRCL / TEAM MISP PROJECT



NSPA



2022-08-05

Turning data into actionable intelligence

TURNING DATA INTO ACTIONABLE INTELLIGENCE

ADVANCED FEATURES IN MISP SUPPORTING YOUR ANALYSTS AND TOOLS

CIRCL / TEAM MISP PROJECT



NSPA



- Why is **contextualisation** important?
- What options do we have in MISPP?
- How can we **leverage** this in the end?

└ The aim of this presentation

- Why is **contextualisation** important?
- What options do we have in MISPP?
- How can we **leverage** this in the end?

- Contextualisation became more and more important as we as a community matured
  - ▶ **Growth and diversification** of our communities
  - ▶ Distinguish between information of interest and raw data
  - ▶ **False-positive** management
  - ▶ TTPs and aggregate information may be prevalent compared to raw data (risk assessment)
  - ▶ **Increased data volumes** leads to a need to be able to prioritise
- These help with filtering your TI based on your **requirements...**
- ...as highlighted by Pasquale Stirparo *Your Requirements Are Not My Requirements*

### └─ The growing need to contextualise data

- Contextualisation became more and more important as we as a community matured
  - ▶ **Growth and diversification** of our communities
  - ▶ Distinguish between information of interest and raw data
  - ▶ **False-positive** management
  - ▶ TTPs and aggregate information may be prevalent compared to raw data (risk assessment)
  - ▶ **Increased data volumes** leads to a need to be able to prioritise
- These help with filtering your TI based on your **requirements...**
- ...as highlighted by Pasquale Stirparo *Your Requirements Are Not My Requirements*

- Some main objectives we want to achieve when producing data
  - ▶ Ensure that the information is **consumable** by everybody
  - ▶ That it is **useful** to the entire target audience
  - ▶ The data is **contextualised** for it to be understood by everyone
- What we ideally want from our data
  - ▶ We want to be able to **filter** data for different use-cases
  - ▶ We want to be able to get as much knowledge out of the data as possible
  - ▶ We want to know where the data is from, how it got there, why we should care

### Objectives

- Some main objectives we want to achieve when producing data
  - ▶ Ensure that the information is **consumable** by everybody
  - ▶ That it is **useful** to the entire target audience
  - ▶ The data is **contextualised** for it to be understood by everyone
- What we ideally want from our data
  - ▶ We want to be able to **filter** data for different use-cases
  - ▶ We want to be able to get as much knowledge out of the data as possible
  - ▶ We want to know where the data is from, how it got there, why we should care

- Context added by analysts / tools
- Data that tells a story
- Encoding analyst knowledge to automatically leverage the above

2022-08-05

## Turning data into actionable intelligence

└ Different layers of context

- Context added by analysts / tools
- Data that tells a story
- Encoding analyst knowledge to automatically leverage the above

# CONTEXT ADDED BY ANALYSTS / TOOLS

2022-08-05

Turning data into actionable intelligence

└ Context added by analysts / tools

CONTEXT ADDED BY ANALYSTS / TOOLS

- An IP address by itself is barely ever interesting
- We need to tell the recipient / machine why this is relevant
- All data in MISP has a bare minimum required context
- We differentiate between indicators and supporting data

2022-08-05

Turning data into actionable intelligence

└ Context added by analysts / tools

└ Expressing why data-points matter

- An IP address by itself is barely ever interesting
- We need to tell the recipient / machine why this is relevant
- All data in MISP has a bare minimum required context
- We differentiate between indicators and supporting data

# BROADENING THE SCOPE OF WHAT SORT OF CONTEXT WE ARE INTERESTED IN

- **Who** can receive our data? **What** can they do with it?
- **Data accuracy, source reliability**
- **Why** is this data relevant to us?
- **Who** do we think is behind it, **what tools** were used?
- What sort of **motivations** are we dealing with? Who are the **targets**?
- How can we **block/detect/remediate** the attack?
- What sort of **impact** are we dealing with?

2022-08-05

Turning data into actionable intelligence

└ Context added by analysts / tools

└ Broadening the scope of what sort of context we are interested in

- Who can receive our data? What can they do with it?
- Data accuracy, source reliability
- Why is this data relevant to us?
- Who do we think is behind it, what tools were used?
- What sort of motivations are we dealing with? Who are the targets?
- How can we block/detect/remediate the attack?
- What sort of impact are we dealing with?



- Simple labels
- Standardising on vocabularies
- Different organisational/community cultures require different nomenclatures
- Triple tag system - taxonomies
- JSON libraries that can easily be defined without our intervention

<input type="checkbox"/> Tag	Events	Attributes	Tags
<input type="checkbox"/> workflow:state="complete"	11	0	workflow:state="complete"
<input type="checkbox"/> workflow:state="draft"	0	0	workflow:state="draft"
<input type="checkbox"/> workflow:state="incomplete"	55	10	workflow:state="incomplete"
<input type="checkbox"/> workflow:state="ongoing"	0	0	workflow:state="ongoing"

└ Context added by analysts / tools

└ Tagging and taxonomies

- Simple labels
- Standardising on vocabularies
- Different organisational/community cultures require different nomenclatures
- Triple tag system - taxonomies
- JSON libraries that can easily be defined without our intervention

<input type="checkbox"/> Tag	Events	Attributes	Tags
<input type="checkbox"/> workflow:state="complete"	11	0	workflow:state="complete"
<input type="checkbox"/> workflow:state="draft"	0	0	workflow:state="draft"
<input type="checkbox"/> workflow:state="incomplete"	55	10	workflow:state="incomplete"
<input type="checkbox"/> workflow:state="ongoing"	0	0	workflow:state="ongoing"

- Taxonomy tags often **non self-explanatory**
  - ▶ Example: universal understanding of tlp:green vs APT 28
- For the latter, a single string was ill-suited
- So we needed something new in addition to taxonomies - **Galaxies**
  - ▶ Community driven **knowledge-base libraries used as tags**
  - ▶ Including descriptions, links, synonyms, meta information, etc.
  - ▶ Goal was to keep it **simple and make it reusable**
  - ▶ Internally it works the exact same way as taxonomies (stick to **JSON**)

🔗 Ransomware galaxy	
Galaxy ID	373
Name	Ransomware
Namespace	misp
Uuid	3f44af2e-1480-4b6b-9aa8-f9bb21341078
Description	Ransomware galaxy based on...
Version	4
Value ↓	<a href="#">Synonyms</a>
.CryptoHasYou.	
777	Sevleg
7ev3n	7ev3n-HONEST

└ Context added by analysts / tools

└ Galaxies

- Taxonomy tags often **non self-explanatory**
  - ▶ Example: universal understanding of tlp:green vs APT 28
- For the latter, a single string was ill-suited
- So we needed something new in addition to taxonomies - **Galaxies**
  - ▶ Community driven knowledge-base libraries used as tags
  - ▶ Including descriptions, links, synonyms, meta information, etc.
  - ▶ Goal was to keep it simple and make it reusable
  - ▶ Internally it works the exact same way as taxonomies (stick to **JSON**)

🔗 Ransomware galaxy	
Galaxy ID	373
Name	Ransomware
Namespace	misp
Uuid	3f44af2e-1480-4b6b-9aa8-f9bb21341078
Description	Ransomware galaxy based on...
Version	4
Value ↓	<a href="#">Synonyms</a>
.CryptoHasYou.	
777	Sevleg
7ev3n	7ev3n-HONEST

- Standardising on high-level **TTPs** was a solution to a long list of issues
- Adoption was rapid, tools producing ATT&CK data, familiar interface for users
- A much better take on kill-chain phases in general
- Feeds into our **filtering** and **situational awareness** needs extremely well
- Gave rise to other, ATT&CK-like systems tackling other concerns
  - ▶ **attck4fraud**<sup>1</sup> by Francesco Bigarella from ING
  - ▶ **Election guidelines**<sup>2</sup> by NIS Cooperation Group

<sup>1</sup>[https://www.misp-project.org/galaxy.html#\\_attck4fraud](https://www.misp-project.org/galaxy.html#_attck4fraud)

<sup>2</sup>[https://www.misp-project.org/galaxy.html#\\_election\\_guidelines](https://www.misp-project.org/galaxy.html#_election_guidelines)

[https://www.misp-project.org/galaxy.html#\\_election\\_guidelines](https://www.misp-project.org/galaxy.html#_election_guidelines)

└ Context added by analysts / tools

└ The emergence of ATT&CK and similar galaxies

- Standardising on high-level **TTPs** was a solution to a long list of issues
- Adoption was rapid, tools producing ATT&CK data, familiar interface for users
- A much better take on kill-chain phases in general
- Feeds into our **filtering** and **situational awareness** needs extremely well
- Gave rise to other, ATT&CK-like systems tackling other concerns
  - ▶ **attck4fraud**<sup>1</sup> by Francesco Bigarella from ING
  - ▶ **Election guidelines**<sup>2</sup> by NIS Cooperation Group

<sup>1</sup>[https://www.misp-project.org/galaxy.html#\\_attck4fraud](https://www.misp-project.org/galaxy.html#_attck4fraud)  
<sup>2</sup>[https://www.misp-project.org/galaxy.html#\\_election\\_guidelines](https://www.misp-project.org/galaxy.html#_election_guidelines)

# DATA THAT TELLS A STORY

2022-08-05

Turning data into actionable intelligence

└ Data that tells a story

DATA THAT TELLS A STORY

- Atomic attributes were a great starting point, but lacking in many aspects
- **MISP objects**<sup>3</sup> system
  - ▶ Simple **templating** approach
  - ▶ Use templating to build more complex structures
  - ▶ Decouple it from the core, allow users to **define their own** structures
  - ▶ MISP should understand the data without knowing the templates
  - ▶ Massive caveat: **Building blocks have to be MISP attribute types**
  - ▶ Allow **relationships** to be built between objects

<sup>3</sup><https://github.com/MISP/misp-objects>

## Turning data into actionable intelligence

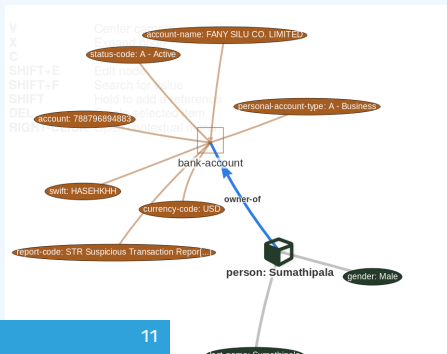
└ Data that tells a story

└ More complex data-structures for a modern age

- Atomic attributes were a great starting point, but lacking in many aspects
- MISP objects<sup>3</sup> system
  - ▶ Simple **templating** approach
  - ▶ Use templating to build more complex structures
  - ▶ Decouple it from the core, allow users to **define their own** structures
  - ▶ MISP should understand the data without knowing the templates
  - ▶ Massive caveat: **Building blocks have to be MISP attribute types**
  - ▶ Allow **relationships** to be built between objects

# SUPPORTING SPECIFIC DATAMODELS

Date	Org	Category	Type	Value	Tags	Aliases	Comment	Correlate	Related Events
2018-09-28				Name: bank-account ✓					
2018-09-28		Other	status-code:	A - Active	text	text	Add	<input type="checkbox"/>	
2018-09-28		Other	report-code:	STR Suspicious Transaction Report	text	text	Add	<input type="checkbox"/>	
2018-09-28		Other	personal-account-type:	A - Business	text	text	Add	<input type="checkbox"/>	
2018-09-28		Financial fraud	swift:	HASEH09H	text	text	Add	<input checked="" type="checkbox"/>	3840 11320 11584
2018-09-28		Financial fraud	account:	788796894883	text	text	Add	<input checked="" type="checkbox"/>	
2018-09-28		Other	account-name:	FANY SILU CO. LIMITED	text	text	Add	<input checked="" type="checkbox"/>	
2018-09-28		Other	currency-code:	USD	text	text	Add	<input type="checkbox"/>	



2022-08-05

Turning data into actionable intelligence

└ Data that tells a story

└ Supporting specific datamodels



- Data shared was **frozen in time**
- All we had was a creation/modification timestamp
- Improved tooling and willingness allowed us to create a **feedback loop**
- Lead to the introduction of the **Sighting system**
- Signal the fact of an indicator sighting...
- ...as well as **when** and **where** it was sighted
- Vital component for IoC **lifecycle management**

2022-08-05

Turning data into actionable intelligence

└ Data that tells a story

└ Continuous feedback loop

- Data shared was **frozen in time**
- All we had was a creation/modification timestamp
- Improved tooling and willingness allowed us to create a **feedback loop**
- Lead to the introduction of the **Sighting system**
- Signal the fact of an indicator sighting...
- ...as well as **when** and **where** it was sighted
- Vital component for IoC **lifecycle management**

# CONTINUOUS FEEDBACK LOOP (2)

Events			
<input checked="" type="checkbox"/>	No	<b>Sightings</b> CIRCL: 2 (2017-03-19 16:17:59)	
<input checked="" type="checkbox"/>	No	Inherit (2/0/0)	
<input checked="" type="checkbox"/>	No	Inherit (0/0/0)	

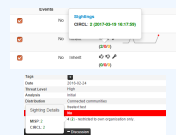
Tags	<b>+</b>
Date	2016-02-24
Threat Level	High
Analysis	Initial
Distribution	Connected communities
Sighting Details	freetext test <b>No</b>
MISP: 2	4 (2) - restricted to own organisation only.
CIRCL: 2	
	<b>- Discussion</b>

2022-08-05

## Turning data into actionable intelligence

└ Data that tells a story

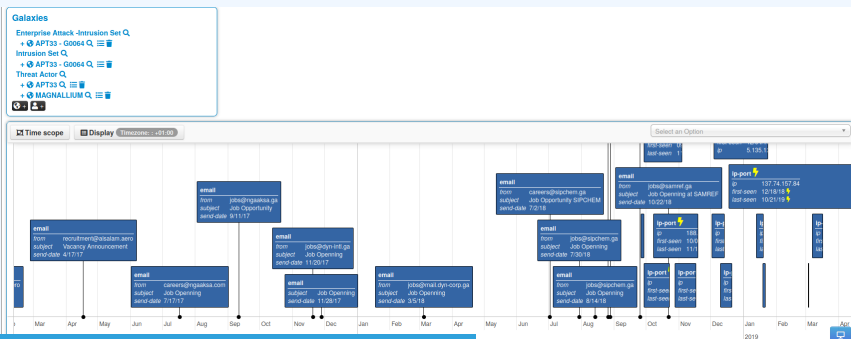
└ Continuous feedback loop (2)





# A BRIEF HISTORY OF TIME - ADDING TEMPORALITY TO OUR DATA

- As Andreas said - no time based aspect was painful
- Recently introduced **first\_seen** and **last\_seen** data points
- Along with a complete integration with the **UI**
- Enables the **visualisation** and **adjustment** of indicators timeframes



2022-08-05

## Turning data into actionable intelligence

└ Data that tells a story

└ A brief history of time - Adding temporality to our data

A BRIEF HISTORY OF TIME - ADDING TEMPORALITY TO OUR DATA

- As Andreas said - no time based aspect was painful
- Recently introduced **first\_seen** and **last\_seen** data points
- Along with a complete integration with the **UI**
- Enables the **visualisation** and **adjustment** of indicators timeframes

# THE VARIOUS WAYS OF ENCODING ANALYST KNOWLEDGE TO AUTOMATI- CALLY LEVERAGE OUR TI

2022-08-05

Turning data into actionable intelligence

└ The various ways of encoding analyst knowledge  
to automatically leverage our TI

THE VARIOUS WAYS OF ENCODING  
ANALYST KNOWLEDGE TO AUTOMATI-  
CALLY LEVERAGE OUR TI

- Low quality / false positive prone information being shared
- Lead to **alert-fatigue**
- Exclude organisation xy out of the community?
- FPs are often obvious - **can be encoded**
- **Warninglist system**<sup>4</sup> aims to do that
- Lists of well-known indicators which are often false-positives like RFC1918 networks, ...

## LIST OF KNOWN IPV4 PUBLIC DNS RESOLVERS

Id	89
Name	List of known IPv4 public DNS resolvers
Description	Event contains one or more public IPv4 DNS resolvers as attribute with an IDS flag set
Version	20181114
Type	string
Accepted attribute types	ip-src, ip-dst, domain/ip
Enabled	Yes (disable)
Values	
	1.0.0.1
	1.1.1.1
	1.1.1.4

### Warning: Potential false positives

- List of known IPv4 public DNS resolvers
- Top 1000 website from Alexa
- List of known google domains

<sup>4</sup><https://github.com/MISP/misp-warninglists>

## Turning data into actionable intelligence

- └ The various ways of encoding analyst knowledge to automatically leverage our TI
  - └ False positive handling

- Low quality / false positive prone information being shared
- Lead to **alert-fatigue**
- Exclude organisation xy out of the community?
- FPs are often obvious - **can be encoded**
- **Warninglist system**<sup>4</sup> aims to do that
- Lists of well-known indicators which are often false-positives like RFC1918 networks, ...

### LIST OF KNOWN IPV4 PUBLIC DNS RESOLVERS

Id	89
Name	List of known IPv4 public DNS resolvers
Description	Event contains one or more public IPv4 DNS resolvers as attribute with an IDS flag set
Version	20181114
Type	string
Accepted attribute types	ip-src, ip-dst, domain/ip
Enabled	Yes (disable)
Values	
	1.0.0.1
	1.1.1.1
	1.1.1.4

### Warning: Potential false positives

- List of known IPv4 public DNS resolvers
- Top 1000 website from Alexa
- List of known google domains

<sup>4</sup><https://github.com/MISP/misp-warninglists>

## ■ Providing advanced ways of querying data

- ▶ Unified export APIs
- ▶ Incorporating all contextualisation options into **API filters**
- ▶ Allowing for an **on-demand** way of **excluding potential false positives**
- ▶ Allowing users to easily **build their own** export modules feed their various tools

## Turning data into actionable intelligence

- └ The various ways of encoding analyst knowledge to automatically leverage our TI
  - └ Making use of all this context

- Providing advanced ways of querying data
  - ▶ Unified export APIs
  - ▶ Incorporating all contextualisation options into **API filters**
  - ▶ Allowing for an **on-demand** way of **excluding potential false positives**
  - ▶ Allowing users to easily **build their own** export modules feed their various tools

## EXAMPLE QUERY

/attributes/restSearch

```
{
  "returnFormat": "netfilter",
  "enforceWarninglist": 1,
  "tags": {
    "NOT": [
      "tlp:white",
      "type:OSINT"
    ],
    "OR": [
      "misp-galaxy:threat-actor=\"Sofacy\"",
      "misp-galaxy:sector=\"Chemical\""
    ],
  }
}
```

Turning data into actionable intelligence

└ The various ways of encoding analyst knowledge to automatically leverage our TI

└ Example query

```
/attributes/restSearch
{
  "returnFormat": "netfilter",
  "enforceWarninglist": 1,
  "tags": {
    "NOT": [
      "tlp:white",
      "type:OSINT"
    ],
    "OR": [
      "misp-galaxy:threat-actor=\"Sofacy\"",
      "misp-galaxy:sector=\"Chemical\""
    ],
  }
}
```

```
/events/restSearch
```

```
{  
  "returnFormat": "attack",  
  "tags": [  
    "misp-galaxy:sector=\"Chemical\""  
  ],  
  "timestamp": "365d"  
}
```

Turning data into actionable intelligence

└─ The various ways of encoding analyst knowledge to automatically leverage our TI

└─ Example query to generate ATT&CK heatmaps

```
/events/restSearch  
{  
  "returnFormat": "attack",  
  "tags": [  
    "misp-galaxy:sector=\"Chemical\""  
  ],  
  "timestamp": "365d"  
}
```

# A SAMPLE RESULT FOR THE ABOVE QUERY

Initial access	Execution	Persistence	Privilege escalation	Defense evasion	Credential access	Discovery	Lateral movement	Collection	Exfiltration	Command and control
Spearfishing Attachment	Scripting	Screensaver	File System Permissions Weakness	Process Hollowing	Securify Memory	Password Policy Discovery	AppleScript	Data from Information Repositories	Exfiltration Over Alternative Protocol	Standard Application Layer Protocol
Spearfishing via Service	Command-Line Interface	Login Item	AppCert DLLs	Code Signing	Input Capture	System Network Configuration Discovery	Distributed Component Object Model	Data from Removable Media	Exfiltration Over Command and Control Channel	Communication Through Removable Media
Trusted Relationship	User Execution	Trap	Application Shimming	Rookit	Bash History	Process Discovery	Pass the Hash	Man in the Browser	Data Compressed	Custom Command and Control Protocol
Replication Through Removable Media	Regsvcs/Regasm	System Firmware	Scheduled Task	NTFS File Attributes	Exploitation for Credential Access	Network Share Discovery	Exploitation of Remote Services	Data Staged	Automated Exfiltration	Multi-Stage Channels
Exploit Public Facing Application	Trusted Developer Utilities	Registry Run Keys / Start Folder	Startup Items	Exploitation for Defense Evasion	Private Keys	Peripheral Device Discovery	Remote Desktop Protocol	Screen Capture	Scheduled Transfer	Remote Access Tools
Spearfishing Link	Windows Management Instrumentation	LC_LOAD_DYLIB Addition	New Service	Network Share Connection Removal	Brute Force	Account Discovery	Pass the Ticket	Email Collection	Data Encrypted	Uncommonly Used Port
Valid Accounts	Service Execution	LSASS Driver	Sudo Caching	Process Doppelgänger	Password Filter DLL	System Information Discovery	Windows Remote Management	Clipboard Data	Exfiltration Over Other Network Medium	Multilayer Encryption
Supply Chain Compromise	CMSTP	Rc common	Process Injection	Disabling Security Tools	Two-Factor Authentication Interception	System Network Connections Discovery	Windows Admin Shares	Video Capture	Exfiltration Over Physical Medium	Domain Fronting
Drive-by Compromise	Control Panel Items	Authentication Package Control	Bypass User Account Control	Timestamp	LLMNR/NBT-NS Poisoning	Network Service Scanning	Remote Services	Audio Capture	Data Transfer Size Limits	Data Obfuscation
Hardware Additions	Dynamic Data Exchange	Component Firmware	Extra Window Memory Injection	Modify Registry	Credentials in Files	File and Directory Discovery	Taint Shared Content	Data from Network Shared Drive		Connection Proxy
	Source	Windows Management Instrumentation Event Subscription	Setuid and Setgid	Indicator Removal from Tools	Forced Authentication	Security Software Discovery	Application Deployment Software	Data from Local System		Commonly Used Port
	Space after Filename	Change Default File	Launch Daemon	Hidden Window	Keychain	System Service Discovery	Third-party Software	Automated Collection		Data Encoding

2022-08-05

Turning data into actionable intelligence

└ The various ways of encoding analyst knowledge to automatically leverage our TI

└ A sample result for the above query



# MONITOR TRENDS OUTSIDE OF MISP (EXAMPLE: DASHBOARD)

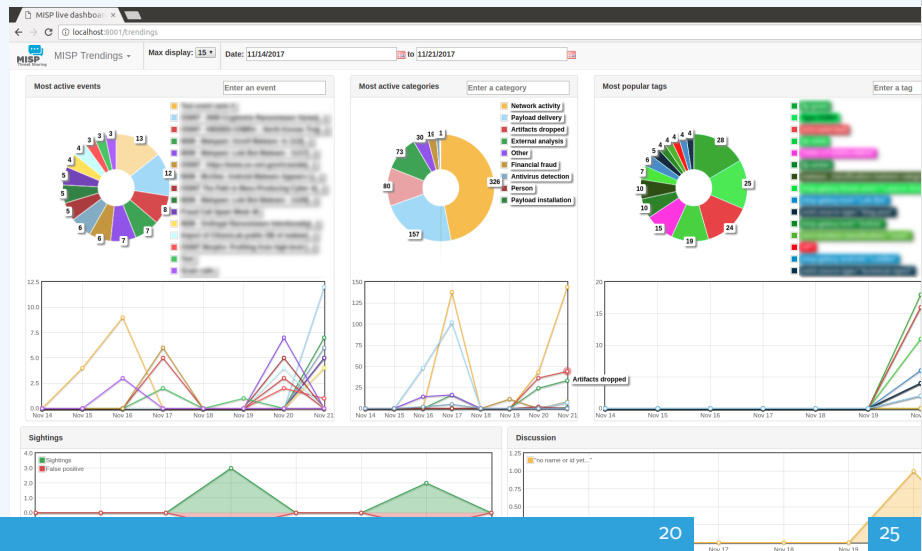
2022-08-05

Turning data into actionable intelligence

└ The various ways of encoding analyst knowledge to automatically leverage our TI

└ Monitor trends outside of MISP (example: dashboard)

MONITOR TRENDS OUTSIDE OF MISP (EXAMPLE: DASHBOARD)





- We were still missing a way to use all of these systems in combination to decay indicators
- Move the decision making **from complex filter options to complex decay models**
- Decay models would take into account various available **context**
  - ▶ Taxonomies
  - ▶ Sightings
  - ▶ type of each indicator
  - ▶ Creation date
  - ▶ ...

- └ The various ways of encoding analyst knowledge to automatically leverage our TI
  - └ Decaying of indicators

- We were still missing a way to use all of these systems in combination to decay indicators
- Move the decision making **from complex filter options to complex decay models**
- Decay models would take into account various available **context**
  - ▶ Taxonomies
  - ▶ Sightings
  - ▶ type of each indicator
  - ▶ Creation date
  - ▶ ...

# IMPLEMENTATION IN MISP: Event/view

The screenshot shows the MISP Event/view interface. At the top, there are navigation tabs: 'Photos', 'Galaxy', 'Event graph', 'Correlation graph', 'ATTACK matrix', 'Attributes', and 'Discussion'. Below these is a search bar for 'Galaxies' and a 'Decay' toggle button. The main content is a table of events with columns for Date, Org, Category, Type, Value, Tags, Galaxies, Comment, Correlate, Related Events, Feed hits, IDS, Distribution, Sightings, Activity, Score, and Actions. The 'Score' column shows 'NIDS Simple Decaying ...' and 'Model 5' with numerical values. A 'Decay score toggle button' is visible in the top right of the table area.

Date ↑	Org	Category	Type	Value	Tags	Galaxies	Comment	Correlate	Related Events	Feed hits	IDS	Distribution	Sightings	Activity	Score	Actions
2019-09-12		Network activity	ip-src	5.5.5.5									Inherit		NIDS Simple Decaying ... 65.26 Model 5 79.88	
2019-08-13		Network activity	ip-src	8.8.8.8	adm_rality_scale:source-reliability="A" x retention:expired x				1 2 2 2 Show S1.1 11 S1.2 more...			Inherit		NIDS Simple Decaying ... 54.6 Model 5 52.69		
2019-08-13		Network activity	ip-src	9.9.9.9	adm_rality_scale:source-reliability="C" x misp:confidence-level="completely-confident" x Remember x				1 3 1 9 Show S1.1 28 S1.2 more...			Inherit		NIDS Simple Decaying ... 37.43 Model 5 0		
2019-08-13		Network activity	ip-src	7.7.7.7	adm_rality_scale:information-credibility="4" x retention:20 x				41			Inherit		NIDS Simple Decaying ... 37.41 Model 5 0		
2019-07-18		Network activity	ip-src	6.6.6.6					41			Inherit		NIDS Simple Decaying ... 23.31 Model 5 0		

## ■ Decay score toggle button

- ▶ Shows Score for each Models associated to the Attribute type

2022-08-05

Turning data into actionable intelligence  
└ The various ways of encoding analyst knowledge to automatically leverage our TI  
└ Implementation in MISP: Event/view

Thumbnail of the MISP Event/view interface, showing a table of events with a 'Decay score toggle button' and a 'Shows Score for each Models associated to the Attribute type' label.

# IMPLEMENTATION IN MISP: API RESULT

/attributes/restSearch

```
"Attribute": [
  {
    "category": "Network activity",
    "type": "ip-src",
    "to_ids": true,
    "timestamp": "1565703507",
    [...]
    "value": "8.8.8.8",
    "decay_score": [
      {
        "score": 54.475223849544456,
        "decayed": false,
        "DecayingModel": {
          "id": "85",
          "name": "NIDS Simple Decaying Model"
        }
      }
    ]
  }
]
```

2022-08-05

Turning data into actionable intelligence

└ The various ways of encoding analyst knowledge to automatically leverage our TI

└ Implementation in MISP: API result

```
/attributes/restSearch
"Attribute": [
  {
    "category": "Network activity",
    "type": "ip-src",
    "to_ids": true,
    "timestamp": "1565703507",
    [...]
    "value": "8.8.8.8",
    "decay_score": [
      {
        "score": 54.475223849544456,
        "decayed": false,
        "DecayingModel": {
          "id": "85",
          "name": "NIDS Simple Decaying Model"
        }
      }
    ]
  }
]
```

- Massive rise in **user capabilities**
- Growing need for truly **actionable threat intel**
- Lessons learned:
  - ▶ **Context is king** - Enables better decision making
  - ▶ **Intelligence and situational awareness** are natural by-products of context
  - ▶ Don't lock users into your **workflows**, build tools that enable theirs

## Turning data into actionable intelligence

└─ The various ways of encoding analyst knowledge to automatically leverage our TI

└─ To sum it all up...

- Massive rise in **user capabilities**
- Growing need for truly **actionable threat intel**
- Lessons learned:
  - ▶ **Context is king** - Enables better decision making
  - ▶ **Intelligence and situational awareness** are natural by-products of context
  - ▶ Don't lock users into your **workflows**, build tools that enable theirs

## ■ Contact us

- ▶ [https://twitter.com/mokaddem\\_sami](https://twitter.com/mokaddem_sami)
- ▶ <https://twitter.com/iglocska>

## ■ Contact CIRCL

- ▶ [info@circl.lu](mailto:info@circl.lu)
- ▶ [https://twitter.com/circl\\_lu](https://twitter.com/circl_lu)
- ▶ <https://www.circl.lu/>

## ■ Contact MISPProject

- ▶ <https://github.com/MISP>
- ▶ <https://gitter.im/MISP/MISP>
- ▶ <https://twitter.com/MISPProject>

2022-08-05

Turning data into actionable intelligence

└─ The various ways of encoding analyst knowledge to automatically leverage our TI

└─ Get in touch if you have any questions

- Contact us
  - ▶ [https://twitter.com/mokaddem\\_sami](https://twitter.com/mokaddem_sami)
  - ▶ <https://twitter.com/iglocska>
- Contact CIRCL
  - ▶ [info@circl.lu](mailto:info@circl.lu)
  - ▶ [https://twitter.com/circl\\_lu](https://twitter.com/circl_lu)
  - ▶ <https://www.circl.lu/>
- Contact MISPProject
  - ▶ <https://github.com/MISP>
  - ▶ <https://gitter.im/MISP/MISP>
  - ▶ <https://twitter.com/MISPProject>