

VIPER - USING MISP FROM YOUR TERMINAL

MISP - THREAT SHARING

CIRCL / TEAM MISP PROJECT

MISP PROJECT

<https://www.misp-project.org/>

NSPA



2022-08-05

Viper - Using MISP from your terminal

VIPER - USING MISP FROM YOUR TERMINAL

MISP - THREAT SHARING

CIRCL / TEAM MISP PROJECT

MISP PROJECT
<https://www.misp-project.org/>

NSPA



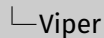
*Viper is a **binary analysis and management framework**. Its fundamental objective is to provide a solution to **easily organize** your collection of **malware** and **exploit samples** as well as your collection of **scripts** you created or found over the time to facilitate your daily research. Think of it as a **Metasploit for malware researchers**: it provides a terminal interface that you can use to **store, search** and **analyze** arbitrary files with and a framework to **easily create plugins** of any sort.*

└─ Viper - Main ideas

Viper is a **binary analysis and management framework**. Its fundamental objective is to provide a solution to **easily organize** your collection of **malware** and **exploit samples** as well as your collection of **scripts** you created or found over the time to facilitate your daily research. Think of it as a **Metasploit for malware researchers**: it provides a terminal interface that you can use to **store, search** and **analyze** arbitrary files with and a framework to **easily create plugins** of any sort.

■ Solid CLI

- Plenty of modules (PE files, *office, ELF, APK, ...)
- Connection to **3rd party services** (MISP, VirusTotal, cuckoo)
- Connectors to **3rd party tools** (IDA, radare)
- **Locale storage** of your own zoo
- Django interface is available (I've been told)

The logo for Viper, consisting of a stylized 'V' shape formed by two lines meeting at a point, followed by the word 'Viper' in a sans-serif font.

■ Solid CLI

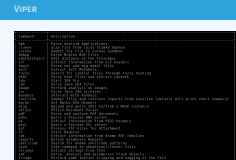
- Plenty of modules (PE files, *office, ELF, APK, ...)
- Connection to **3rd party services** (MISP, VirusTotal, cuckoo)
- Connectors to **3rd party tools** (IDA, radare)
- **Locale storage** of your own zoo
- Django interface is available (I've been told)

Command	Description
apk	Parse Android Applications
clamav	Scan file from local ClamAV daemon
cuckoo	Submit the file to Cuckoo Sandbox
debup	Parse McAfee BUP Files
editdistance	Edit distance on the filenames
elf	Extract information from ELF headers
email	Parse eml and msg email files
exif	Extract Exif MetaData
fuzzy	Search for similar files through fuzzy hashing
html	Parse html files and extract content
ida	Start IDA Pro
idx	Parse Java IDX files
image	Perform analysis on images
jar	Parse Java JAR archives
koodous	Interact with Koodous
lastline	Submit files and retrieve reports from LastLine (default will print short summary)
macho	Get Macho OSX Headers
misp	Upload and query IOCs to/from a MISP instance
office	Office Document Parser
pdf	Parse and analyze PDF documents
pdns	Query a Passive DNS server
pe	Extract information from PE32 headers
pssl	Query a Passive SSL server
pst	Process PST Files for Attachment
r2	Start Radare2
rat	Extract information from known RAT families
reports	Online Sandboxes Reports
shellcode	Search for known shellcode patterns
size	Size command to show/scan/cluster files
strings	Extract strings from file
swf	Parse, analyze and decompress Flash objects
triage	Perform some initial triaging and tagging of the file

2022-08-05

Viper - Using MISP from your terminal

└─Viper



- Full featured **CLI for MISP**
- **Remote storage** of your zoo
- Search / **Cross check with VirusTotal**
- Create / Update / Show / Publish Event
- Download / Upload Samples
- Mass export / Upload / Download
- Get Yara rules

└─ PyMISP & Viper

- Full featured **CLI for MISP**
- **Remote storage** of your zoo
- Search / **Cross check with VirusTotal**
- Create / Update / Show / Publish Event
- Download / Upload Samples
- Mass export / Upload / Download
- Get Yara rules

```
viper > misp -h
usage: misp [-h] [--url URL] [-k KEY] [-v]
           {upload,download,search,check_hashes,yara,pull,create_event,add,show,open,
publish,version,store}
```

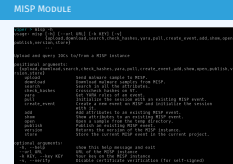
Upload and query IOCs to/from a MISP instance

positional arguments:
{upload,download,search,check_hashes,yara,pull,create_event,add,show,open,publish,version,store}

upload	Send malware sample to MISP.
download	Download malware samples from MISP.
search	Search in all the attributes.
check_hashes	Crosscheck hashes on VT.
yara	Get YARA rules of an event.
pull	Initialize the session with an existing MISP event.
create_event	Create a new event on MISP and initialize the session with it.
add	Add attributes to an existing MISP event.
show	Show attributes to an existing MISP event.
open	Open a sample from the temp directory.
publish	Publish an existing MISP event.
version	Returns the version of the MISP instance.
store	Store the current MISP event in the current project.

optional arguments:
-h, --help show this help message and exit
--url URL URL of the MISP instance
-k KEY, --key KEY Your key on the MISP instance
-v, --verify Disable certificate verification (for self-signed)

└─ MISP Module



- Searches for hashes/ips/domains/URLs from the current MISP event, or download the samples
- Download samples from current MISP event
- Download all samples from all the MISP events of the current session

└─Viper & VT

- Searches for hashes/ips/domains/URLs from the current MISP event, or download the samples
- Download samples from current MISP event
- Download all samples from all the MISP events of the current session

VIRUSTOTAL MODULE

Lookup the file on VirusTotal

optional arguments:

```
-h, --help          show this help message and exit
--search SEARCH     Search a hash.
-c COMMENT [COMMENT ...], --comment COMMENT [COMMENT ...]
                    Comment to add to the file
-d, --download      Hash of the file to download
-dl, --download_list List the downloaded files
-do DOWNLOAD_OPEN, --download_open DOWNLOAD_OPEN
                    Open a file from the list of the DL files (ID)
-don DOWNLOAD_OPEN_NAME, --download_open_name DOWNLOAD_OPEN_NAME
                    Open a file by name from the list of the DL files
                    (NAME)
-dd DOWNLOAD_DELETE, --download_delete DOWNLOAD_DELETE
                    Delete a file from the list of the DL files can be an
                    ID or all.
-s, --submit        Submit file or a URL to VirusTotal (by default it only
                    looks up the hash/url)
-i IP, --ip IP      IP address to lookup in the passive DNS
-dm DOMAIN, --domain DOMAIN
                    Domain to lookup in the passive DNS
-u URL, --url URL   URL to lookup on VT
-v, --verbose       Turn on verbose mode.
-m {hashes,ips,domains,urls,download,download_all}, --misp {hashes,ips,domains,urls,
download,download_all}
```

Searches for the hashes, ips, domains or URLs from the current MISP event, or download the samples if possible. Be carefull with download_all: it will download *all* the samples of all the MISP events in the current project.

2022-08-05

Viper - Using MISP from your terminal

└─VirusTotal Module

VIRUSTOTAL MODULE

```
Usage: viper [options]
optional arguments:
  -h, --help          show this help message and exit
  --search SEARCH     Search a hash.
  -c COMMENT [COMMENT ...], --comment COMMENT [COMMENT ...]
                    Comment to add to the file
  -d, --download      Hash of the file to download
  -dl, --download_list List the downloaded files
  -do DOWNLOAD_OPEN, --download_open DOWNLOAD_OPEN
                    Open a file from the list of the DL files (ID)
  -don DOWNLOAD_OPEN_NAME, --download_open_name DOWNLOAD_OPEN_NAME
                    Open a file by name from the list of the DL files
                    (NAME)
  -dd DOWNLOAD_DELETE, --download_delete DOWNLOAD_DELETE
                    Delete a file from the list of the DL files can be an
                    ID or all.
  -s, --submit        Submit file or a URL to VirusTotal (by default it only
                    looks up the hash/url)
  -i IP, --ip IP      IP address to lookup in the passive DNS
  -dm DOMAIN, --domain DOMAIN
                    Domain to lookup in the passive DNS
  -u URL, --url URL   URL to lookup on VT
  -v, --verbose       Turn on verbose mode.
  -m {hashes,ips,domains,urls,download,download_all}, --misp {hashes,ips,domains,urls,
download,download_all}
```


- Link to a MISP event
- Local storage of the MISP event
- On the fly cross-check of MISP attributes with 3rd party services
- Never leaving your CLI!

└─ Extra features

- Link to a MISP event
- Local storage of the MISP event
- On the fly cross-check of MISP attributes with 3rd party services
- Never leaving your CLI!

- Fully featured CLI for **Passive SSL**
- Fully featured CLI for **Passive DNS**
- Can launch Radare2 or IDA

└─ Other modules

- Fully featured CLI for **Passive SSL**
- Fully featured CLI for **Passive DNS**
- Can launch Radare2 or IDA

```
viper > pssl -h
usage: pssl [-h] [--url URL] [-u USER] [-p PASSWORD] [-i IP] [-c CERT]
          [-f FETCH] [-v] [-m {ips}]

Query a Passive SSL server

optional arguments:
  -h, --help            show this help message and exit
  --url URL             URL of the Passive SSL server (No path)
  -u USER, --user USER Username on the PSSL instance
  -p PASSWORD, --password PASSWORD
                       Password on the PSSL instance
  -i IP, --ip IP        IP to query (can be a block, max /23).
  -c CERT, --cert CERT  SHA1 of the certificate to search.
  -f FETCH, --fetch FETCH
                       SHA1 of the certificate to fetch.
  -v, --verbose         Turn on verbose mode.
  -m {ips}, --misp {ips}
                       Searches for the ips from the current MISP event
```

└ Passive SSL

```
viper > pssl -h
usage: pssl [-h] [--url URL] [-u USER] [-p PASSWORD] [-i IP] [-c CERT]
          [-f FETCH] [-v] [-m {ips}]

Query a Passive SSL server

optional arguments:
  -h, --help            show this help message and exit
  --url URL             URL of the Passive SSL server (No path)
  -u USER, --user USER Username on the PSSL instance
  -p PASSWORD, --password PASSWORD
                       Password on the PSSL instance
  -i IP, --ip IP        IP to query (can be a block, max /23).
  -c CERT, --cert CERT  SHA1 of the certificate to search.
  -f FETCH, --fetch FETCH
                       SHA1 of the certificate to fetch.
  -v, --verbose         Turn on verbose mode.
  -m {ips}, --misp {ips}
                       Searches for the ips from the current MISP event
```

```
viper > pdns -h
usage: pdns [-h] [--url URL] [-u USER] [-p PASSWORD] [-v] [-m {ips,domains}]
           [query]

Query a Passive DNS server

positional arguments:
  query                Domain or IP address to query

optional arguments:
  -h, --help          show this help message and exit
  --url URL           URL of the Passive DNS server
  -u USER, --user USER Username on the PDNS instance
  -p PASSWORD, --password PASSWORD Password on the PDNS instance
  -v, --verbose       Turn on verbose mode.
  -m {ips,domains}, --misp {ips,domains} Searches for the ips or domains from the current MISP event
```

└ Passive DNS

```
viper > pdns -h
usage: pdns [-h] [--url URL] [-u USER] [-p PASSWORD] [-v] [-m {ips,domains}]
           [query]

Query a Passive DNS server

positional arguments:
  query                Domain or IP address to query

optional arguments:
  -h, --help          show this help message and exit
  --url URL           URL of the Passive DNS server
  -u USER, --user USER Username on the PDNS instance
  -p PASSWORD, --password PASSWORD Password on the PDNS instance
  -v, --verbose       Turn on verbose mode.
  -m {ips,domains}, --misp {ips,domains} Searches for the ips or domains from the current MISP event
```



- <https://github.com/MISP/PyMISP>
- <https://github.com/MISP/>
- <https://github.com/viper-framework/viper>
- We welcome new functionalities and pull requests.

2022-08-05

Viper - Using MISP from your terminal

└─ Q&A



- <https://github.com/MISP/PyMISP>
- <https://github.com/MISP/>
- <https://github.com/viper-framework/viper>
- We welcome new functionalities and pull requests.