

# FROM EVIDENCES TO ACTIONABLE INFORMATION

E.206

CIRCL COMPUTER INCIDENT RESPONSE CENTER LUXEMBOURG

MISP PROJECT

<https://www.misp-project.org/>

OCTOBER 27, 2022 - VO.7



# OBJECTIVES OF THIS MODULE

- How evidences can be useful for defense
- Why is contextualisation important
- What options do we have in MISp
- Best practises to encode and contextualise
- How can context be leveraged
- How to structure non-technical information
  - ▶ Practical case: Conti analysis

# HOW EVIDENCES CAN BE USEFUL FOR DEFENSE

The most common recommendations to protect people and assets from cyber attacks are usually:

1. Maintaining softwares up to date
2. Staff awareness
3. Reliable Backups
4. Endpoints protection tools (IDS or SIEM)

# HOW EVIDENCES CAN BE USEFUL FOR DEFENSE

- We can only help endpoints protection tools
- With the proper knowledge and methods, it is possible the maximize their accuracy and performance

These systems can rely on information extracted from

- Log files
- Network captures
- Disk forensic
- ...

However, from a MISP user perspective the hardest part in not to encode the raw evidences, it is to encode them so that they become **actionable**

# WHY IS CONTEXTUALISATION IMPORTANT

# WHY IS CONTEXTUALISATION IMPORTANT

- Allow the distinction between information of interest and raw data
- provide guidance on how to use this information can be used for for protection
- Filter out noise from information unrelated from the use-case or activity
- Enable risk assessment based on attack type, TTP and threat actor
- Allow triage in large volume of data
- Allow false-positive management

Most common expectations of recipients when receiving information

- Being able to **consume** the data
- Find information is **relevant** for them and their partners
- Being able to **understand** the data and its classification
- Assess the **credibility**, likelyhood and origin of the data



Most common expectations of recipients for handling the data

- Being able to **filter** data efficiently for different use-cases
- Obtain as much **knowledge** out of the data as possible
- Know how this data was produced and where its **origin**
- Deduce why is the data **relevant** for them and how **critical** it is

# IS CONTEXT REALLY THAT IMPORTANT?

- Raw data **is** useful but useless if you don't know what it is about
- That's why it should carry how and why it's relevant

```
1 1.2.3.9
2 137.221.106.104
3 28c643a1f69f9fca9481a4bc9f3f38f3
4 904afe59f6438848be96fd26fdeab01267070d25
5 evil.org
6 accounting.xlsx.exe
7 cat.jpg.exe
```

- In MISP, all data intrinsically have some context
  - ▶ **Type:** ip-src / sha1 / domain
  - ▶ **Category:** network-activity / payload-delivery / external-analysis
  - ▶ **to\_ids:** yes / no

# IS CONTEXT REALLY THAT IMPORTANT?

- Sometime, more contextual information is not needed as data inherently convey its context:
  - ▶ Tor exit nodes
  - ▶ Botnet / C2 trackers
  - ▶ Ransomwares' bitcoin addresses
  - ▶ ...
- But most of the time, **context is essential**

# WHAT SORT OF CONTEXT IS PERTINENT

- To what kind of user this data is for
- What type of action can be performed with it
- Estimation on accuracy, reliability and likelihood
- What are the impacts
- For threat actors:
  - ▶ Who is it? What tools were used?
  - ▶ What are their motivations? Who are their targets?
- How can we prevent/detect/block/remediate the attack

# WHAT OPTIONS DO WE HAVE IN MISP

MISP offers multiples means to contextualise

- Taxonomies
- Galaxies and Galaxy Clusters
- MITRE ATT&CK
- MISP Objects and relationships
- Sightings and `first_seen` / `last_seen`

Let's have an overview of each of them

- Simple labels **standardised** on vocabularies
- Taxonomy tags often **self-explanatory**
  - ▶ `workflow:state="draft"`
  - ▶ doesn't need more explanation
- Triple tag system: `namespace:predicate="value"`
- Different organisational/community cultures require different nomenclatures
  - ▶ JSON libraries that can easily be defined without the involvement of the MISP-project team

<input type="checkbox"/> Tag	Events	Attributes	Tags
<input type="checkbox"/> <code>workflow:state="complete"</code>	11	0	<code>workflow:state="complete"</code> ↗
<input type="checkbox"/> <code>workflow:state="draft"</code>	0	0	<code>workflow:state="draft"</code> ↗
<input type="checkbox"/> <code>workflow:state="incomplete"</code>	55	10	<code>workflow:state="incomplete"</code> ↗
<input type="checkbox"/> <code>workflow:state="ongoing"</code>	0	0	<code>workflow:state="ongoing"</code> ↗

- Galaxy: Container to group galaxy clusters of the same type
- Galaxy Cluster: knowledge-base item with complex meta-data aimed for human consumption
- Community driven **knowledge-base libraries used as tags**
- Including descriptions, links, synonyms, meta information, etc.
- **Flexible** and **reusable**
- Works the exact same way as taxonomies but with more **meta-data**
  - ▶ `misp-galaxy:ransomware="CryptoLocker"`
  - ▶ Contains description, reference, documentation and other meta-data



## Ransomware galaxy

Galaxy ID	373
Name	Ransomware
Namespace	misp
Uuid	3f44af2e-1480-4b6b-9aa8-f9bb21341078
Description	Ransomware galaxy based on...
Version	4

Value ↓

Synonyms

.CryptoHasYou.

777

Sevleg

7ev3n

7ev3n-HONE\$T

- MITRE ATT&CK is one of the best knowledge base of **adversary TTPs**
- **Widely used** and supported by a lot of tools
- The catalogue includes a **matrix-like** interface
- Offers clear visualisation for the kill chain
  
- MISP Fully support ATT&CK and embraced it's matrix structure
- Multiples matrices for other concerns are available:
  - ▶ Badhra: Similar to ATT&CK but for telecom operators
  - ▶ attck4fraud: Regrouped clusters related to fraud actions

# MITRE ATT&CK AND GALAXY MATRICES

Initial access	Execution	Persistence	Privilege escalation	Defense evasion	Credential access	Discovery	Lateral movement	Collection	Exfiltration	Command and control
Spies/Infra/Attachment	Scripting	Screensaver	File System Permissions Weakness	Process Hollowing	Securityd Memory	Password Policy Discovery	AppleScript	Data from Information Repositories	Exfiltration Over Alternative Protocol	Standard Application Layer Protocol
Spies/Infra/Attachment	Command-Line Interface	Login Item	AppCert DLLs	Code Signing	Input Capture	System Network Configuration Discovery	Distributed Component Object Model	Data from Removable Media	Exfiltration Over Command and Control Channel	Communication Through Removable Media
Trusted Relationship	User Execution	Trap	Application Shimming	Rookit	Bash History	Process Discovery	Pass the Hash	Man in the Browser	Data Compressed	Custom Command and Control Protocol
Replication Through Removable Media	Regsvcs/Regasm	System Firmware	Scheduled Task	NTFS File Attributes	Exploitation for Credential Access	Network Share Discovery	Exploitation of Remote Services	Data Staged	Automated Exfiltration	Multi-Stage Channels
Exploit Public-Facing Application	Trusted Developer Utilities	Registry Run Keys / Start Folder	Startup Items	Exploitation for Defense Evasion	Private Keys	Peripheral Device Discovery	Remote Desktop Protocol	Screen Capture	Scheduled Transfer	Remote Access Tools
Spies/Infra/Attachment	Windows Management Instrumentation	LC_LOAD_DYLIB Addition	New Service	Network Share Connection Removal	Brute Force	Account Discovery	Pass the Ticket	Email Collection	Data Encrypted	Uncommonly Used Port
Valid Accounts	Service Execution	LSASS Driver	Subo Caching	Process Doppelganging	Password Filter DLL	System Information Discovery	Windows Remote Management	Clipboard Data	Exfiltration Over Other Network Medium	Multilayer Encryption
Supply Chain Compromise	CMSTP	Rc common	Process Injection	Disabling Security Tools	Two-Factor Authentication Interception	System Network Connections Discovery	Windows Admin Shares	Video Capture	Exfiltration Over Physical Medium	Domain Flooding
Drive-by Compromise	Control Panel Items	Authentication Package Control	Bypass User Account Control	Timestamp	LLMNR/NBNS Poisoning	Network Service Scanning	Remote Services	Audio Capture	Data Transfer Size Limits	Data Obfuscation
Hardware Additions	Dynamic Data Exchange	Component Firmware	Extra Window Memory Injection	Modify Registry	Credentials in Files	File and Directory Discovery	Taint Shared Content	Data from Network Shared Drive		Connection Proxy
	Source	Windows Management Instrumentation Event Subscription	Setuid and Selgid	Indicator Removal from Tools	Forced Authentication	Security Software Discovery	Application Deployment Software	Data from Local System		Commonly Used Port
	Space after filename	Change Default File	Launch Daemon	Hidden Window	Keychain	System Service Discovery	Third-party Software	Automated Collection		Data Encoding

Atomic attributes are great, but are lacking a way to express that some can be related to others.

MISP Objects are there to fill the gap:

- **Template system** to build complex structures composed of attributes
- Logically **group attributes** that are contextually linked between each others
  - ▶ A *file* object can contain: a size, name, content, cryptographic hashes, etc.
  - ▶ A *car* object can contain: a brand, a model, a license plate, etc.

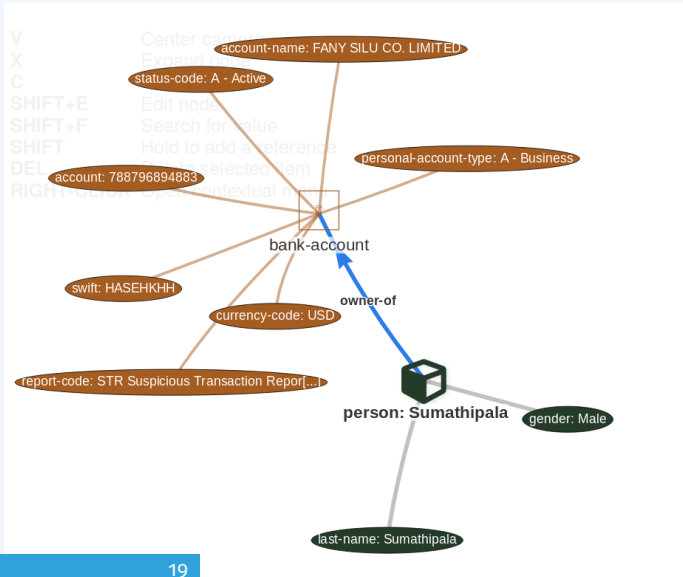
## A file object

2018-03-27				
Name: file ✓				
References: 1 ✓ +				
<input type="checkbox"/>	2018-03-27	Payload delivery	<b>filename:</b> filename	putty.exe +
<input type="checkbox"/>	2018-03-27	Other	<b>size-in-bytes:</b> size-in-bytes	774200 +
<input type="checkbox"/>	2018-03-27	Other	<b>entropy:</b> float	6.7264597226 +
<input type="checkbox"/>	2018-03-27	Payload delivery	<b>md5:</b> md5	b6c12d88eeb910784d75a5e4df954001 +
<input type="checkbox"/>	2018-03-27	Payload delivery	<b>sha1:</b> sha1	5ef9515e8fd92a254dd2dcdd9c4b50afa8007b8f +
<input type="checkbox"/>	2018-03-27	Payload delivery	<b>sha256:</b> sha256	81de431987304676134138705fc1c21188ad7f27edf6b77a6551aa693194485e +
<input type="checkbox"/>	2018-03-27	Payload delivery	<b>sha512:</b> sha512	e174ec4fffb36d30c2cc66b37f82877d421244c924d5c9f39f2e0f37d85332b7d107d5ac5bd19cb7fddcbbdd8b506d488faa30664ef610f62f3970c163cca76 +
<input type="checkbox"/>	2018-03-27	Payload delivery	<b>malware-sample:</b>	putty.exe +

- Analysts want more than a table of attribute, they want to see how each of them **interact** with the others
- Relationships are essentials to describe scenarios or stories with the data
- MISP allow these relationship to be built between objects

# RELATIONSHIPS

## A relationship between a person and its bank account



# TIMELINESS WITH SIGHTINGS AND `first_seen` / `last_seen`

Adding **Temporality** is a good way to avoid having the data frozen in time

## ■ Sightings

- ▶ Allows to signal the fact that an indicator was **sighted**
- ▶ They can record the time and where they were the sighting was seen
- ▶ E.g.: Sight C2 servers or phishing websites

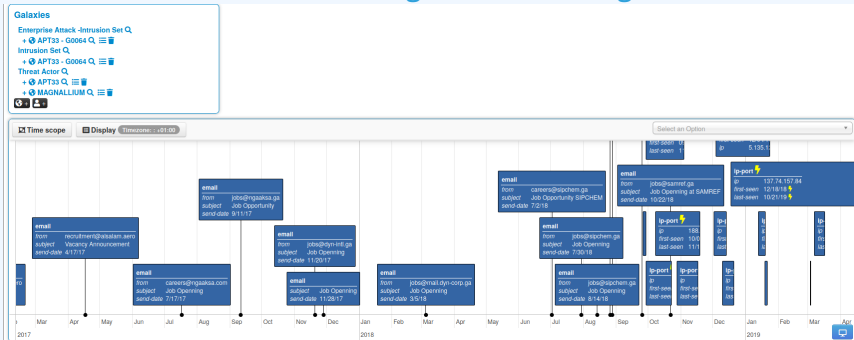
## ■ `first_seen` / `last_seen`

- ▶ These two data-points allow to set when the specified item was first and last seen
- ▶ Enables the visualisation of data timeframe with a timeline
- ▶ *e.g: Track the duration of a campaign or duration for which something was online*



# TIMELINESS WITH SIGHTINGS AND first\_seen / last\_seen

## Screenshot of the timeline widget when viewing a MISP event



# **BEST PRACTISES TO ENCODE AND CON- TEXTUALISE**

Always keep in mind that the recipient is a human:

- Include a self-explanatory title
- Make it concise
- Include a report along with the machine parsable data
  - ▶ It can either be included as an attribute or as an event-report

It will make the live of the analyst easier: That analyst might end up being you!

Prefer the use of object rather than attributes for attributes intrinsically linked together.

Atomic data by themselves rarely exist: They are often related to something else

- Interactions between elements are frequent
  - ▶ They can often be described by using verbs: connects-to, contain-within, ...
- A story can be inferred without the need to put it into words
  - ▶ *"file was attached to email which when extracted contained a malware connecting to ip-address which was used C2"*
- Properly encoding these relationships turns flat data into a **connected graph**

# CONTEXTUALISATION: DISTRIBUTIONS AND PERMISSIBLE ACTIONS

Adding context on **what** actions can be done on the data and **who** can it be shared with

- Permissible actions taxonomies:

- ▶ *PAP*: Permissible Actions Protocol
- ▶ *IEPF*: Information Exchange Policy (IEP) Framework
- ▶ `pap:white` No restrictions in using this information

- Sharing level taxonomies:

- ▶ *TLP*: Traffic Light Protocol
- ▶ *IEPF*: Information Exchange Policy (IEP) Framework
- ▶ `tlp:green`: Limited disclosure, restricted to the community

- Each data point has a meaning and tells a part of the story
- One should try to capture the answer to these question when contextualising:
  - ▶ In what context was this IoC seen?
  - ▶ Is it related to compromision? Does it tell us anything about the adversary infrastructure?
  - ▶ Was it used to exfiltrate data? Did it acted as a C2?
  - ▶ Did it perform subsequent actions?
  - ▶ ATT&CK can procure even more knowledge

However, think twice before tagging:

- If a tag applies to the whole content of the event, it should be attached on the event instead
- If the tag offers no real utility or hinder your ability to analyse the whole dataset, it should probably be ignored

# CONTEXTUALISATION: ORIGIN, LIKELYHOOD AND RELIABILITY

- The source of information has an impact on how people evaluates its trust
  - ▶ Data without a source / origin might be considered unreliable
  - ▶ *i.e: A research paper without citing its sources is useless*
- MISP bridges people and and communities
  - ▶ The more one is connected, the greater the quantity and diversity of data
  - ▶ Not everything you read on the internet is true!



If you can't share the source, provide the trust in the source

- Include the reliability and the credibility of the information

- ▶ Taxonomy: admiralty-scale

- ▶ *i.e: admiralty-scale:source-reliability="Usually reliable"*

- Include the quality and likelihood

- ▶ Taxonomy: estimative-language

- ▶ *i.e:*

- estimative-language:likelihood-probability="very likely"*

- The purpose is not to blame but to identify the attacker's **intent**
- Knowing the intent greatly help to:
  - ▶ Know the objectives
  - ▶ Understand what are the targeted assets
  - ▶ Deduce the treat level
- It allows to identity behaviors
  - ▶ Might speed up the next investigation
  - ▶ Might bootstrap the analysis proccess

# CONTEXTUALISE: PROVIDE ADVICES ON HOW TO PROTECT THEMSELVES

To help recipients to better protect themselves, additional information can be provided.

- Indicate what can be done with the data
  - ▶ Use it to feed an IDS
  - ▶ Perform historical search with a SIEM to find a potential compromise
  - ▶ Inform your peers against a new type of threat
- Provide additional supporting materials
  - ▶ The original report form which the data is coming from
  - ▶ Home-brew scripts
  - ▶ Sigma rules for SIEM searches
  - ▶ Context and configurations under which the analysis was done

# HOW CAN CONTEXT BE LEVERAGED

Let's make use of this well-structured, context-rich data

- Incorporate all contextualisation options into API filters

```
1 {  
2   "AND": [  
3     "admiralty-scale:source-reliability=\"Reliable\""  
4   ],  
5   "OR": [  
6     "threat-actor=\"Sofacy\"",  
7     "sector=\"Chemical\"",  
8     "country=\"Luxembourg\"",  
9   ]  
10 }
```

- On-demande potential false positive exclusion
- Warninglist system helps to exclude known false-positives reducing alert-fatigue

## LIST OF KNOWN IPV4 PUBLIC DNS RESOLVERS

Id	89
Name	List of known IPv4 public DNS resolvers
Description	Event contains one or more public IPv4 DNS resolvers as attribute with an IDS flag set
Version	20181114
Type	string
Accepted attribute types	ip-src, ip-dst, domain ip
Enabled	Yes (disable)

### Values

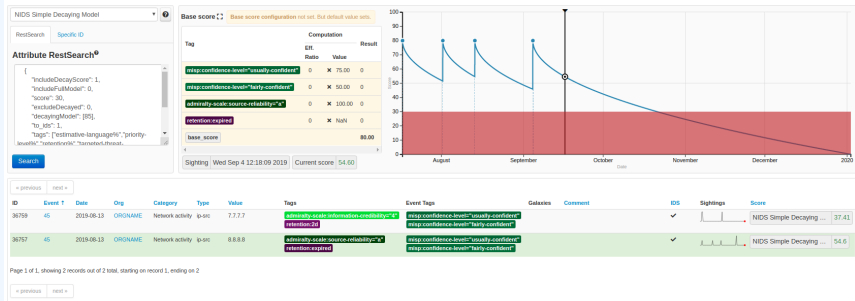
1.0.0.1  
1.1.1.1  
1.11.71.4

### Warning: Potential false positives

List of known IPv4 public DNS resolvers  
Top 1000 website from Alexa  
List of known google domains

# LEVERAGING THE CONTEXT

- IoC prioritization and lifecycle management
- Integrate decay models to filter out expired/unrelevant data



# LEVERAGING THE CONTEXT

- Allow users to build their own export module

## HTTP headers

```
Authorization: YOUR_API_KEY  
Accept: application/json  
Content-type: application/json
```

## HTTP body

```
1 {  
2   "returnFormat": "  
3 }
```

- openioc
- rpz
- snort
- stix
- stix-json
- stix2
- suricata
- text

Run query



# ENABLING COMMON USER PROFILES TO BETTER PERFORM THEIR TASKS

How does different user profiles benefits to most of well-structured, context-rich data

- **incident responder:** Self-explanatory data relieves pressure and reduces the change of misunderstanding it
- **SOC operator:** Reduce alert-fatigue and energy to filter unwanted data
- **ISP:** Ease the task to decide if the data is fit for blocking based on trust and context the data was seen in
- **threat analyst:** Provide insight on the modus operandi and goals of attacker
- **risk analyst:** Help highlighting potential security gaps and formulate advices on preventive actions
- **decision maker:** Guide resources allocation based on current/emerging threats for their region and sector

# HOW TO STRUCTURE NON-TECHNICAL INFORMATION

- Identify non-technical data that can be useful for an investigation,
- Illustrate how non-technical and technical data can interact to produce meaningful insights,
- Model these interactions,
- Outline what Socio-Technical interactions are useful to share.

Computer and their security is linked to human activities:

- Technical traces show human activities,
- Technical traces can convey human intent,
- Human interactions can explain and give context to Technical traces,
- CyberCrime requires infrastructures and logistics that are discussed between humans,
- TTPS are discussed and exchanged,
- Human interaction can help attributing attacks to threat actors,
- Human interaction can help deciphering intent and motives, and discriminate human error from sabotage.

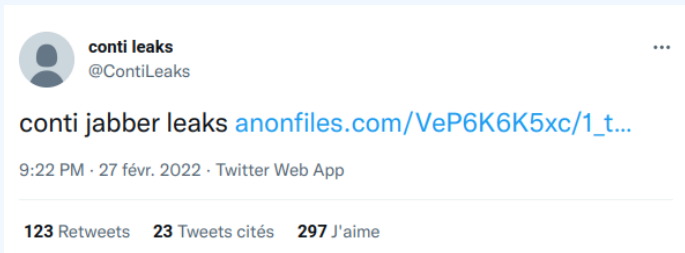
Use OSINT and data leaks to:

- bring context to other ransomware cases,
- better understand the gang day to day operations,
- get insights on events' timeline,
- confirm or invalidat previous hypotheses,
- select relevant information to share and produce an intelligence report.

# CONTI RANSOMWARE GROUP LEAK ANALYSIS

# RANSOMWARE JABBER CHATS LEAK

Published on Twitter:



Contained XMPP server logs:

```
{
  "ts": "2020-09-08T00:28:49.471678",
  "from": "ceram@q3mcco35auwcstmt.onion",
  "to": "stern@q3mcco35auwcstmt.onion",
  "body": "Проинструктируйте меня. Что делать?"
}
```

We use AIL<sup>1</sup> to dig into the data:

- AIL processes the data and search for relevant information
  - ▶ PGP keys,
  - ▶ Bitcoin addresses, maybe others,
  - ▶ onion hidden services,
  - ▶ IP addresses.
- Once we find relevant information we push it into MISP,
- we use MISP correlation engine to find relevant past cases.

---

<sup>1</sup><https://ail-project.org/>



# RANSOMWARE JABBER CHATS LEAK IN AIL

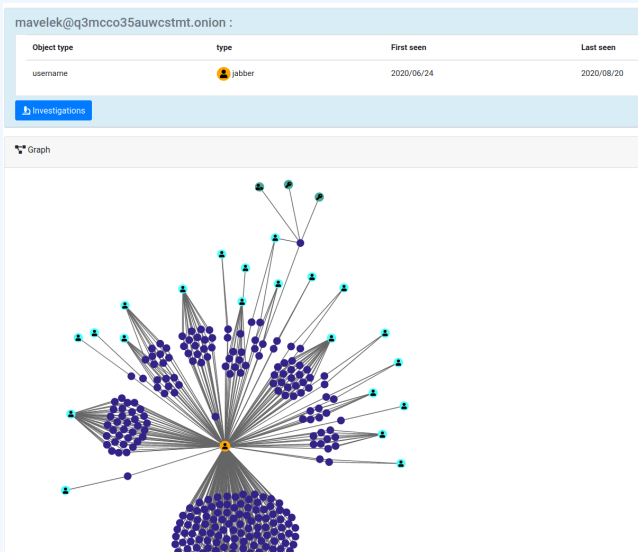
We use pyail to feed conti ransomware logs into AIL

```
1 from pyail import PyAIL
2 #... imports
3 #... setup code
4 for content in sys.stdin:
5     elm = json.loads(content)
6     tmp = elm['body']
7     tmpmt = {}
8     tmpmt['jabber:to'] = elm['to']
9     tmpmt['jabber:from'] = elm['from']
10    tmpmt['jabber:ts'] = elm['ts']
11    tmpmt['jabber:id'] = "{}".format(uuid.uuid4())
12    pyail.feed_json_item(tmp, tmpmt, ailfeedertype,
        source_uuid)
```

```
1 $ cat ~/conti/* | jq . -c | python ./feeder.py
```

# RANSOMWARE JABBER CHATS LEAK IN AIL

AIL allows to explore the data set



First we quickly extract at most 1000 bitcoin addresses without context:

```
1 $ . ~/AILENV/bin/activate
2 $ python ~/ail-framework/tools/
   extract_cryptocurrency.py -t bitcoin -n
   1000 | jq .[].nodes[].text | tr -d '''
```

# CORRELATING WITH MISP'S DATA

We use MISP's free text import feature to populate a new event:

## Freetext Import Results

Below you can see the attributes that are to be created. Make sure that the categories and the types are correct, often several options will be offered based on an resolution.

Proposals instead of attributes

Value	Similar Attributes	Category	Type	IDS	Disable Correlation
12ccnkqczAXp58YePMVTMT3uiFpLj9DTt		Financial fraud	btc	<input checked="" type="checkbox"/>	<input type="checkbox"/>
12p1cEthQKc8K2ogUuJWjKtiEmnrcoULAY		Financial fraud	btc	<input checked="" type="checkbox"/>	<input type="checkbox"/>
15As7FpCKd6qsZa1kKpPNG6ZdomEdwhoqG		Financial fraud	btc	<input checked="" type="checkbox"/>	<input type="checkbox"/>
16cb7AUf64daxLmDhXzvhBeRzeuNj34Fc2		Financial fraud	btc	<input checked="" type="checkbox"/>	<input type="checkbox"/>
17RiMroeXvNwQDMf9FEVaFZvWj2uja99Z5		Financial fraud	btc	<input checked="" type="checkbox"/>	<input type="checkbox"/>
17Yq9fkbPSyCRbsn8UDywxQXWG3jADf1RkQ		Financial fraud	btc	<input checked="" type="checkbox"/>	<input type="checkbox"/>
17g3e3looEHD3G3UyBmTcXERdD6C8rsdJ		Financial fraud	btc	<input checked="" type="checkbox"/>	<input type="checkbox"/>
17h32zGE7gF1De1kPhDVia2ac7cVCQM3Jr		Financial fraud	btc	<input checked="" type="checkbox"/>	<input type="checkbox"/>
17p9YoDWHcCX6yuaX1UGVdA1AyXucJZnFa		Financial fraud	btc	<input checked="" type="checkbox"/>	<input type="checkbox"/>
18VHRQFAi6TvDwyvSrZJ4BKBJ3ptc8v8pb		Financial fraud	btc	<input checked="" type="checkbox"/>	<input type="checkbox"/>
193UjvwxxvqbZJopaALERyaCXN4Ep1ZKRb		Financial fraud	btc	<input checked="" type="checkbox"/>	<input type="checkbox"/>
19EYKePWvc8G6QSPoN9qiCCQsidVR4Gomb		Financial fraud	btc	<input checked="" type="checkbox"/>	<input type="checkbox"/>
19EtWPotqs8Tnkt1oaWBNxZJYGkfiN9TVn5		Financial fraud	btc	<input checked="" type="checkbox"/>	<input type="checkbox"/>
1A5ypTVDUH8vjJdNCs7opGT9PjG62PZYXbn		Financial fraud	btc	<input checked="" type="checkbox"/>	<input type="checkbox"/>

# CORRELATING WITH MISP'S DATA

## MIPS links one related event

### Hover target

Attribute: 7928

Name:

1LYiEqq9k3xSAddbqMZcsVTayJV0KbTFub

Category:

Type: attribute

Comment:

Actions

### Selected

Attribute: 7928

Name:

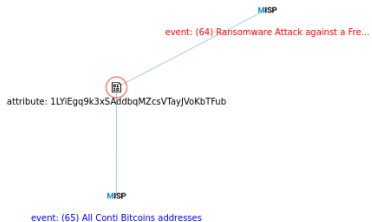
1LYiEqq9k3xSAddbqMZcsVTayJV0KbTFub

Category:

Type: attribute

Comment:


Actions



# CORRELATING WITH MISP'S DATA

To add some contextual information about attackers' social interactions we go back to AIL:

1LYiEgq9k3xSAddbqMZcsVTayJV0KbTFub :

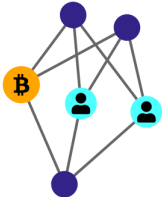
Object type	type	First seen	Last seen	Nb seen
cryptocurrency	 bitcoin	2021/11/30	2021/11/30	3

Numbers of transactions	Total received	Total sent	Balance	Inputs address seen in AIL	Outputs address
2	19.53819884	19.53819884	0.0		

[Investigations](#)

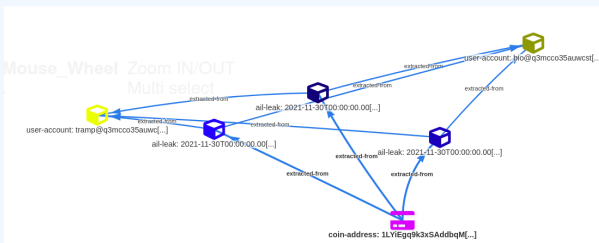
Graph [Resize Graph](#) [Add to MISP](#) [Export](#)




The network graph displays a central Bitcoin node (yellow circle with a Bitcoin symbol) connected to three human nodes (cyan circles with person icons). These human nodes are also interconnected with each other, forming a triangular structure. The Bitcoin node is connected to all three human nodes.

# CORRELATING WITH MISP'S DATA

In MISP's event graph, we can now see objects' relationships:



As well as the interactions' timeline



Here the communications related to this address:

- The BTC-wallet for payment:  
1LYiEgq9k3xSAddbqMZcsVTayJVoKbTFub
- and if we close the question, the wallet remains the same?  
The BTC-wallet for payment:  
1LYiEgq9k3xSAddbqMZcsVTayJVoKbTFub
- Ok, \$1,150,000. The BTC-wallet for payment:  
1LYiEgq9k3xSAddbqMZcsVTayJVoKbTFub We are waiting the  
payment today.



We gathered new information:

- We confirmed that the ransomware gang is indeed Conti,
- we know the amount of money claimed by the attacker.

We will pack this information in a digestible package:

- We extend the existing event with the event created from AIL,
- we create an Event Report that explains the context and the new intelligence produced from the additional facts we gathered with AIL.

We gathered new information:

- We confirmed that the ransomware gang is indeed Conti,
- we know the amount of money claimed by the attacker.

We will pack this information in a digestible package:

- We extend the existing event with the event created from AIL,
- we create an Event Report that explains the context and the new intelligence produced from the additional facts we gathered with AIL.

- View Event
- View Correlation Graph
- View Event History
- Edit Event**
- Delete Event
- Add Attribute
- Add Object
- Add Attachment
- Add Event Report
- Populate from...
- Enrich Event
- Merge attributes from...
- Publish Event
- Publish (no email)
- Delegate Publishing
- Contact Reporter
- Download as...

## Edit Event

Date: 2022-03-21

Distribution ⓘ: Your organisation only

Threat Level ⓘ: Undefined

Analysis ⓘ: Initial

Event Info: 1LYiEgq9k3xSAddbqMZcsVTayJVokbTFub Social Interactions

**Extends Event**

1128963e-516e-4c9b-b14e-ae2dcbf69e80

**Matched event**

ID: 64

Analysis: Initial

Threat level: High

Tags: 🚫 Ransomware 🚫 conti 🚫 tip:white

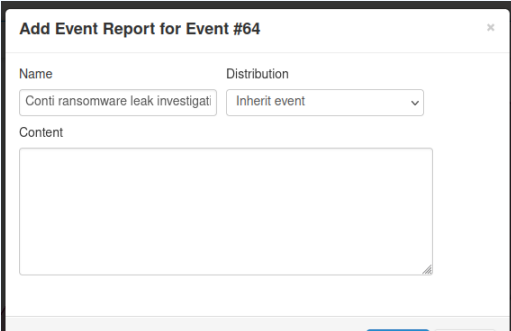
Info: Ransomware Attack against a French organization

Submit

# PRODUCING INTELLIGENCE

We create an event report in the extending event to:

- explain the context around the leak,
- explain how the leak was exploited,
- describe the analyses that was done,
- show how the data from the leak shines a new light on the first event,
- explain to humans.



The screenshot shows a web form titled "Add Event Report for Event #64" with a close button (X) in the top right corner. The form is divided into several sections:

- Name:** A text input field containing "Conti ransomware leak investigati".
- Distribution:** A dropdown menu currently showing "Inherit event".
- Content:** A large, empty text area for entering the report details.

Writing the story around the event fosters to addition of more contextual information:

## Background

On Feb. 27th 2022, information popped up on the Internet that a disgruntled UA operator from Conti ransomware gang was about to leak information about their operations in the coming hours on his twitter account `twitter-id` `ContiLeaks` . External analysis brings more details into this investigation `url` `https://analyst1.com/file-assets/RANSOM-MAFIA-...`

## Cryptocurrencies wallet used for moving money

When the french organization got ransomed, Conti asked for an undisclosed amount of money to be transferred on `btc` `1LYIEgg9k3xSAddbqMZcsVTayJVokbTFub` . The leak brought new information in the form of jabber chats between Conti ransomware operators `person` `2` and the french org, we know now that Conti asked for \$1,150,000.

## Analysis

The analysis has been done using AIL.

Event reports are supported by the data contained into the event, and as such allows for getting more information on clicking on the object from the report:

The screenshot displays a security tool interface. On the left, a report titled "Background" is partially visible, with text mentioning "On Feb. 27th 2022, Informa... hours on his twitter account" and "Cryptoc...". Below this, it says "When the french organization... new information in the form of jabber chats between Conti ransomware operators".

In the center, a modal window titled "Object 4a814798-7780-46d0-a168-4b8b016439e5" is open. It shows a summary of an object with the following details:

- id: 367
- name: person
- description: An object which describes a person or an Identity
- distribution: 5

Below the summary is a table with the following data:

id	category	type	object_relation	value	comment	tags	galaxies
7982	Other	text	handle	bio@g3mcc035auwcstmt.onion			
7983	Other	text	instant-messaging-used	Jabber			

On the right side of the interface, another report titled "Money" is partially visible, with text mentioning "about their operations in the coming" and "assets/RANSOM-MAFIA...".

- Given the growth and diversification and maturity of users, **contextualisation is becoming essential**
- Well-structured, context-rich data is good as it enables better **decision making**
- It will rise user capabilities and thus **improve protection**
- MISP has a format and tools designed to support contextualised data

## Provide sources along with the data!

- Turning data into actionable intelligence - advanced features in MISP supporting your analysts and tools (CIRCL.lu)
  - ▶ <https://www.enisa.europa.eu/events/2019-cti-eu/2019-cti-eu-bonding-eu-cyber-threat-intelligence>
- Colouring Outside the Lines (Andras Iklody & Trey Darley)
  - ▶ <https://www.first.org/conference/2020/recordings>
- MISP Training Materials
  - ▶ <https://github.com/MISP/misp-training>